

TEAMS M-15

Smart Hearing Protection for Crews

POCKET GUIDE



Dynamic Mesh Communication



Bluetooth®



Works with Two-Way radios

MIDLAND®

MIDLAND®

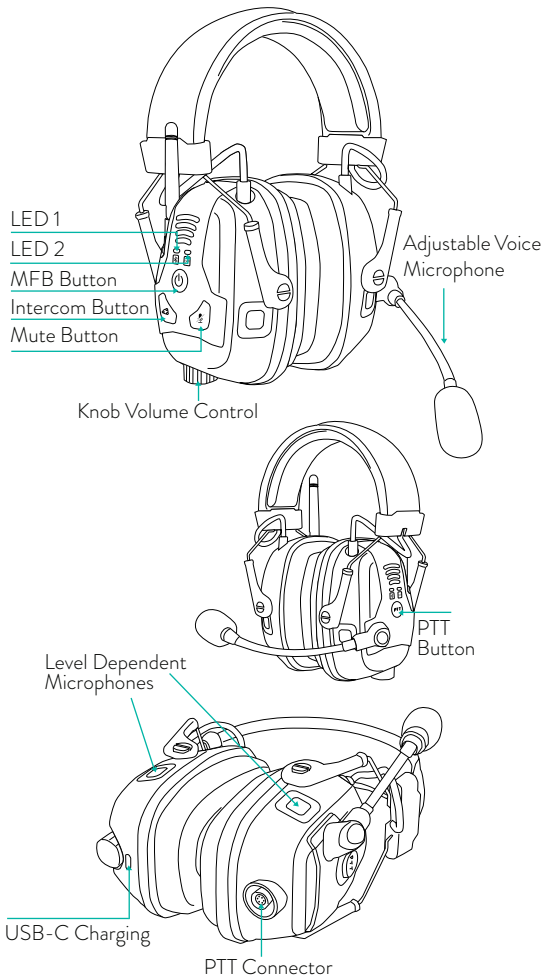


Prodotto o importato da/ Produced by: MIDLAND EUROPE s.r.l. Via. Saverio 7 - 42124 Reggio Emilia Italy - www.midlandeuropa.com. Prima dell'uso leggere attentamente le istruzioni. Imported by: ALAN-NEVADA UK Ltd 1 Fitzherbert Spur Farlington Portsmouth Hants - PO6 1TT United Kingdom - www.nvada.co.uk. Read the instructions carefully before use. Vertrieb durch: ALAN ELECTRONICS GmbH, Daimlerstraße 1g - D-63303 Dreieich Deutschland - www.alan-electronics.de. Vor Benutzung Bedienungsanleitung beachten. Importado por: MIDLAND IBERIA, SA C/ Cobalt, 48 - 08940 Cornellà De Llobregat, Barcelona - España www.midland.es. Antes de utilizar, lee atentamente el manual de uso. Importe par: ALAN FRANCE S.A.R.L. 10 Impasse Phytogore, 13127 Vitrolles - France - www.alan-midland.fr. Avant l'utilisation, lire les instructions.



Per scaricare il manuale completo e per informazioni sulla garanzia visitate il sito midlandeuropa.com. To download the complete user manual and for information about the warranty please visit midlandeuropa.com. Zum Herunterladen der gesamten Anleitung und allen Informationen über die Garantie der Artikel, besuchen Sie bitte unsere midlandeuropa.com. Para descargar el manual completo y mayor información sobre la garantía, visite la web midland.es. Pour télécharger le manuel d'utilisation complet et des informations sur la garantie, si il vous plaît visitez le site midlandeuropa.com.

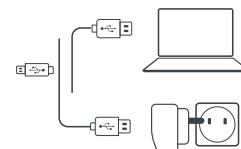
KNOW YOUR DEVICE



OPERATING THE TEAMS M-15

Charging the device via standard USB A to USB-C cable:

- Charging
- Charging complete



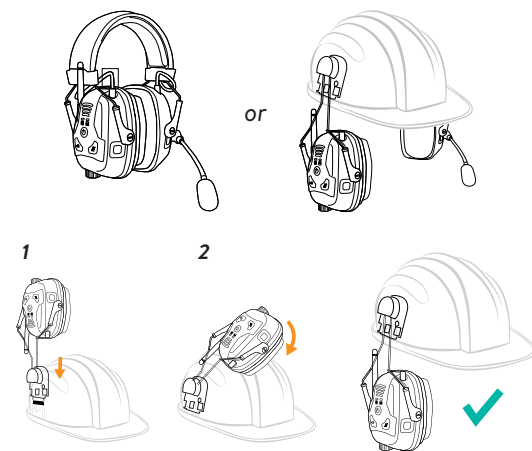
Fully charge the headset before first-time use.

Teams M-15 is designed to be operated via:

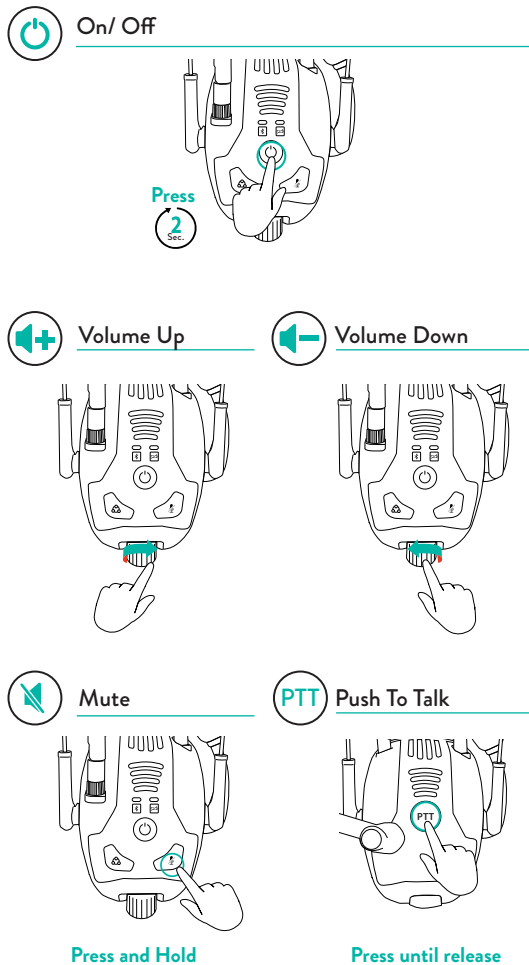
Natural voice commands using the "Hey Midland" as an activation word

Buttons

Mobile app - optional



GETTING STARTED



VOICE COMMANDS - Always on!

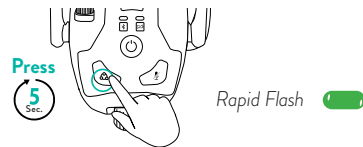
- Hey Midland, **radio on**
- Hey Midland, **radio off**
- Hey Midland, **next station**
- Hey Midland, **previous station**
- Hey Midland, **music on**
- Hey Midland, **music off**
- Hey Midland, **next track**
- Hey Midland, **previous track**
- Hey Midland, **volume up**
- Hey Midland, **volume down**
- Hey Midland, **mute audio**
- Hey Midland, **unmute audio**
- Hey Midland, **speed dial**
- Hey Midland, **redial number**
- Answer Ignore**
- Hey Siri
- Ok Google
- Hey Midland, **battery status**
- Hey Midland, **command list**
- Hey Midland, **emergency**
- Hey Midland, **private chat on**
- Hey Midland, **private chat off**
- Hey Midland, **what is my channel?**



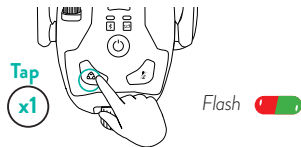
INTERCOM SET-UP

1 Create / Join a new Intercom Group

Admin + all group members / new member



2 ONLY THE ADMIN (Group Creator)

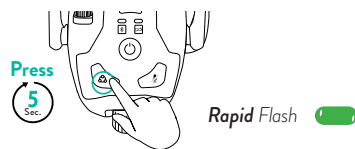


Grouped successfully Flash

STOP GROUPING PROCESS

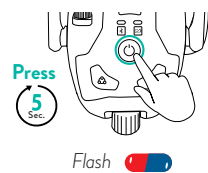


CANCEL GROUPING



MOBILE PHONE PAIRING

1 Initiate/Cancel Bluetooth Pairing (Mobile Phone)



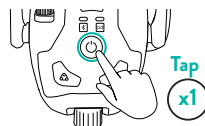
2 Pair Phone



Search for Bluetooth devices in your mobile phone, accept device.

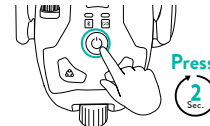
MOBILE PHONE FUNCTIONS

Answer/ End a Call



Alternatively, you can tap any button to answer an incoming call

Reject a Call



Alternatively, you can long press any button to reject an incoming call

PRIVATE CHAT

Chat privately with one of the group members

1 Choose member for private chat via Mobile App "Midland Teams"



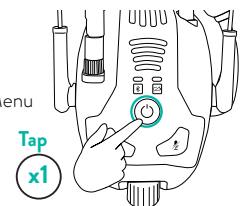
2 Start / Stop chat



BLUETOOTH & LEISURE FUNCTIONS

MFB Multi Function Button

To Initiate Voice Menu



You will hear a list of commands

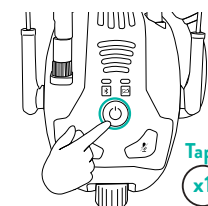
Mobile Phone Functions

- Speed Dial
- Redial
- Voice Dial

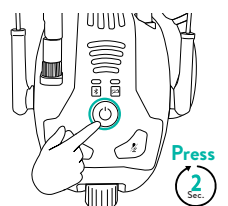
Audio Mute/Unmute

Music

- On/off
 - Next track
 - Previous track
- #### FM Radio
- On/off
 - Next station
 - Previous station
 - Auto scan



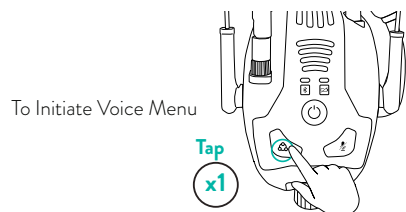
Tap once you hear the command you wish to operate



Press to exit the menu

INTERCOM MODE

Intercom Button:



You will hear a list of commands

Group Mute/Unmute

Private Chat

- Start

- Stop

Emergency Call

- Channel management (Opens channels menu)

- Two-Way Radio Sharing on/off

Level Dependence

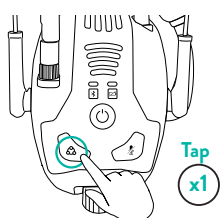
- On/off

- Volume control

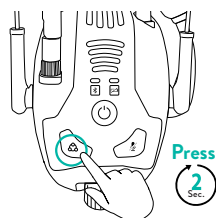
Self-hearing

- On/off

- Volume control



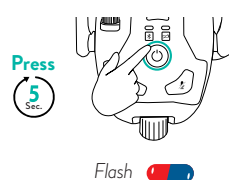
Tap once you hear the command you wish to operate



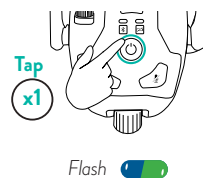
Press to exit the menu

2 WAY RADIO PAIRING

1 Initiate / Cancel Bluetooth Pairing (2 Way Radio)



2 Choose Bluetooth radios



3 Pair 2 Way Radio device

Search Bluetooth devices on your 2 Way Radio device and choose "Midland Teams M-15"

Paired successfully Flash

Frequency 2400 – 2483.5 MHz

Max output power 0,04875 W

KEY BENEFITS

Intercom System, Dynamic Mesh Communications (DMC™)

Meet Midland Teams M-15 headset, a uniquely dynamic intercom system with self-healing capabilities that connects up to 15 randomly moving team members.

The always-on, full-duplex, hands-free communication technology is a 100% autonomous network (no need for any base station), designed to perform under the toughest environments.

Full-Duplex Communication Technology

Multiple intercom networks can operate in the same terrain allowing several teams to speak simultaneously without interruption.

Hands-Free Operation

Natural Voice Operation and Always on Communication allow hands free operation – no need to press buttons or turn dials. The always-on communication technology provides the utmost in safety. Team members can operate/activate the system simply by voice commands such as "Radio On," allowing team members to keep their hands free and focus on their tasks.

Level Dependent / Listen Through - Reduces impulse noises and allows ambient noise including amplification of the human voice.

100% Autonomous Network

With Midland Teams M-15, no additional base station is necessary, so it works anywhere without the need for additional equipment. Autonomous networks allow team communication where standard systems are blocked or are non-operational.